



My Little Rhyme Book

THIS BOOK BELONGS TO:



TO VIEW OUR "STORIES & SONGS"
VIDEOS, VISIT:

www.lincoln.library.on.ca/kids



Created at the Lincoln Public Library

Inspired by the San Francisco Public Library
and Johnson County Public Libraries

I LOVE IT WHEN YOU...

Talk to me.
Sing to me.
Read with me.
Write with me.
Play with me.



Let's talk, sing, read, write and play every day!



TALK

Talking to your child and giving them opportunities to talk helps them build vocabulary and increases their ability to describe events and tell stories.



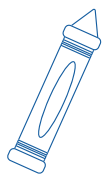
SING

Singing helps your child learn language, as it slows language down and allows children to hear and play with the smaller sounds in words.



READ

Reading aloud is the single most important activity to boost reading success. Ask open-ended questions when reading, such as, "What do you think is going to happen next?"



WRITE

Children learn about letters, words and stories when given the chance to try writing. Give your child blank paper and a thick crayon and encourage lots of scribble time! Talk to your child about what they are drawing and make up stories with them about their art.



PLAY

Children learn a lot through play as it is a powerful way for them to use language and imagination. Provide plenty of play time for your child.

All about me...


My name is _____

I am _____ years/months old.

My favourite song is: _____


My favourite book is: _____

I got my first library card when I was _____ years/months old.




Here is a picture of me!


The Itsy Bitsy Spider



The Itsy Bitsy Spider
Climbed up the waterspout. (move fingers up toward sky)
Down came the rain (flutter fingers down)
And washed the spider out. (drop hands quickly down and out)
Out came the sun
And dried up all the rain. (circle arms over head)
And the Itsy Bitsy Spider
Climbed up the spout again. (move fingers up toward sky)

Early Literacy Tip - 
SINGING: This is a great song for babies! Instead of doing the usual hand motions, crawl your fingers up their tummy to make the spider climb the spout, wiggle your fingers down their tummy to make the rain, and make a little circle around their belly button to make the sun shine.

If You're Happy and You Know It



If you're happy and you know it, clap your hands. (clap, clap)
If you're happy and you know it, clap your hands. (clap, clap)
If you're happy and you know it, then your face will surely show it. (point to your smile)
If you're happy and you know it, clap your hands. (clap, clap)

Additional verses:

If you're happy and you know it, stomp your feet. (stomp, stomp)
If you're happy and you know it, turn around. (turn around)
If you're happy and you know it, shout "HOORAY" (hooray!)

I Spy With My Little Eye



I spy with my little eye something that is yellow. (Child guesses what is yellow)

Additional ideas: You and your child can take turns spying and saying the rhyme. As your child gets a little older, switch to rhyming words, for example: I spy with my little eye something that rhymes with mat. (Child guesses cat!)



Early Literacy Tip - TALKING: This is a great game to play anywhere, anytime. By talking about rhyming words, you're teaching your child how to hear the smaller parts in words which makes it easier for them to learn how to read when it's time!

B-I-N-G-O

There was a farmer had a dog
And Bingo was his name-o.
B-I-N-G-O, B-I-N-G-O, B-I-N-G-O,
And Bingo was his name-o.

(Clap when you see an *)

There was a farmer had a dog
And Bingo was his name-o.
*-I-N-G-O, *-I-N-G-O, *-I-N-G-O,
and Bingo was his name-o.

Repeat removing a letter each time:

_-N-G-O

*_*_*-G-O

*_*_*_*-O

*_*_*_*_*



Early Literacy Tip - READING:

Use magnetic letters, foam letters, or simply write your own letters to spell out BINGO. As you sing the song, point to the letters. When you clap, remove or cover up the letter. Then bring them all out again at the end!

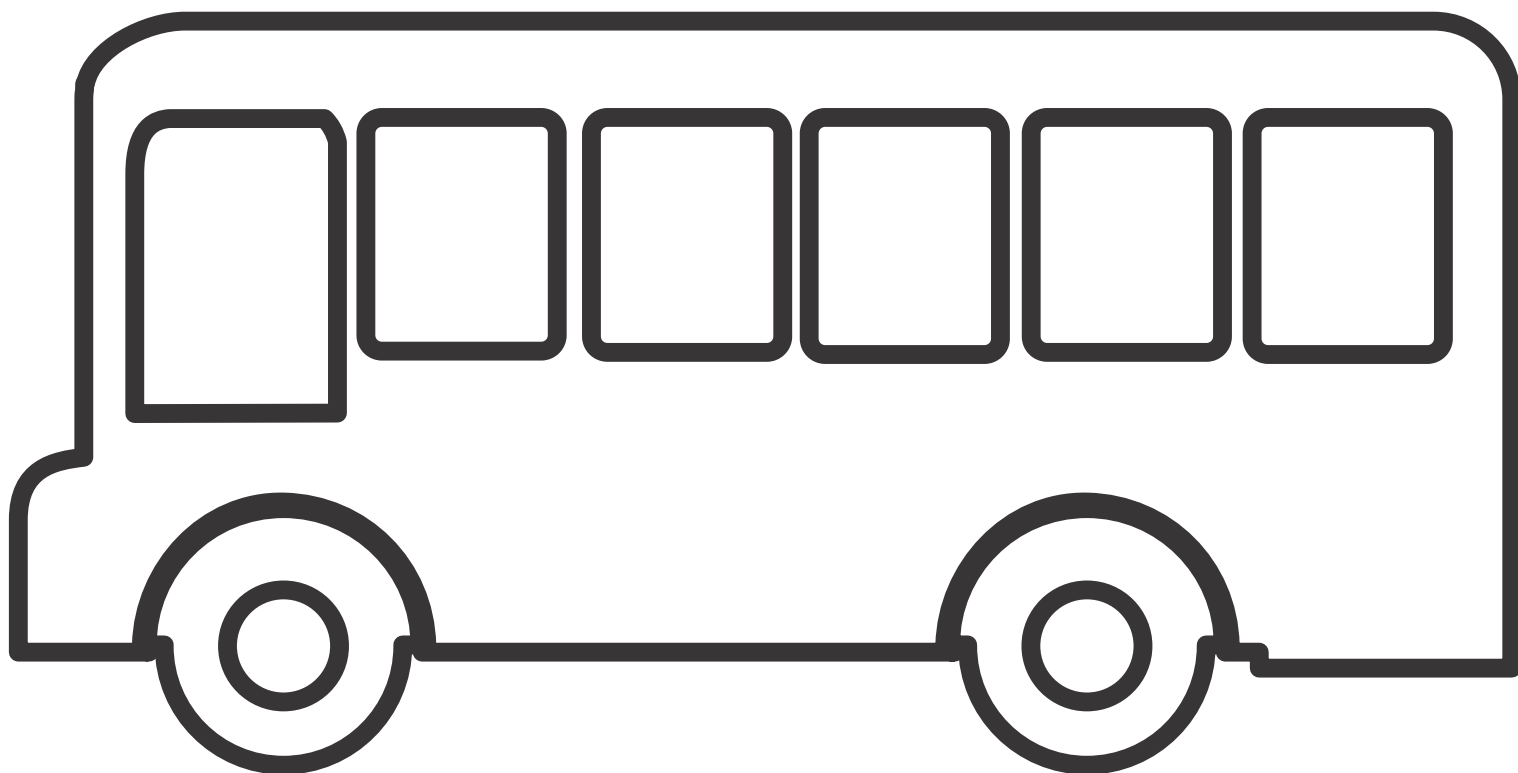
The Wheels on the Bus


The wheels on the bus go round and round
Round and round, round and round
The wheels on the bus go round and round
All over town.

Additional verses:

The people on the bus go up and down.
The doors on the bus go open and shut.
The horn on the bus goes beep, beep, beep.
The family on the bus says, "I love you."

Colour
the bus!





Early Literacy Tip - PLAYING:

This is a fun song to act out.
Pretend to be mama duck and her
little ducklings going for a walk.
What do you see? What do you do?
Go on a duck adventure!

Six Little Ducks

Six little ducks that I once knew. (hold up six fingers)
Big ones, little ones, fluffy ones, too.
But the one little duck with the feather on her back (wiggle hand on top of head)
She led the others with a quack, quack, quack. (clap hands on each quack)
Quack, quack, quack,
Quack, quack, quack
She led the others with a quack, quack, quack.

Additional verses:

Down to the river they would go / Wibble, wobble, wibble, wobble, to and fro.
Home from the river they would come / Wibble, wobble, wibble, wobble, ho, hum, hum.

Row, Row, Row Your Boat

Row, row, row your boat
(have child sit facing you and gently pull
their hands towards
you and away from you like you're rowing)
Gently down the stream
Merrily, merrily, merrily, merrily
Life is but a dream.
Row, row, row your boat
Gently down the stream
If you see a crocodile
Don't forget to scream. (scream together)

Early Literacy Tip - WRITING:

What does Row Your Boat have
to do with writing? In order to
be able to write, your child
needs to have strong core
muscles to sit up, balance, hold
the paper, and hold the
crayon. We're singing, getting
exercise as we work our core
muscles, and making it easier
to learn how to write!



Twinkle Twinkle Little Star

Twinkle, twinkle, little star, (wiggle fingers in the air like twinkling)
How I wonder what you are.
Up above the world so high, (wiggle fingers up high)
Like a diamond in the sky. (make a diamond with your hands)
Twinkle, twinkle, little star, (wiggle fingers like twinkling)
How I wonder what you are.



More Favourite Story Time Songs!

Up, Down Turn Around

Up (reach up)
Down (reach down)
Turn around
Touch the sky (reach up)
and touch the ground (reach down)
Wiggle fingers
Wiggle toes
Rub your tummy,
Say hello!



Roly Poly

Roly poly, roly poly
up, up, up (press hands up above your head)
up, up, up
Roly roly poly
roly roly poly
down, down, down (tap hands on the ground)
down, down, down

Additional verses:

in, in, in (press palms together)
out, out, out (press palms out to the side)
fast, fast, fast (roll hands fast)
slow, slow, slow (roll hands slowly)

Walking, Walking

Walking, walking (repeat)
hop, hop, hop (repeat)
Running, running, running (repeat)
Now we stop.

Additional verses:

Marching, marching
Hopping, hopping
Tiptoe, tiptoe



The More We Read Together

The more we read together (clapping)
Together, together
The more we read together
The happier we'll be

Read big books (reach arms out wide)
And small books (bring palms together)
And short books (stack & hover palms close together)
And tall books (one hand up and one hand down)
The more we read together (clapping)
The happier we'll be

Hands are Clapping

Hands are clapping
Clap, clap, clap
Hands are clapping
Clap, clap, clap
Hands are clapping
Clap, clap, clap
Clap your hands, my darling




Additional verses:

Toes are tapping, tap, tap, tap...
Fingers are wiggling, wiggle, wiggle, wiggle...
Eyes are hiding, peek-a-boo...
Friends are here, say hello

Zoom, Zoom, Zoom

Zoom, zoom, zoom, we're going to the moon
(swish palms together - repeat 2x)
If you want to take a trip climb aboard my rocket ship
(pretend to climb with hands and feet)
Zoom, zoom, zoom, we're going to the moon
(swish palms together)
In 5, 4, 3, 2, 1,
(count down on fingers as you crouch down)
Blast off! (jump up high!)



Our Story Time Books







TO VIEW OUR "STORIES & SONGS" VIDEOS, VISIT:
www.lincoln.library.on.ca/kids

E-BOOKS AVAILABLE ON



BORROW FREE WITH YOUR LIBRARY CARD!



ACCESS E-BOOKS AND SIGN UP FOR
A LIBRARY CARD ON OUR WEBSITE:
www.lincoln.library.on.ca

